

6SB7.2P (6V 7.2Ah)

SPECIFICATIONS

Nominal Voltage (V) 6V

Nominal Capacity

20 hour rate (0.350A to 5.25V)	7.2Ah
10 hour rate (0.665A to 5.25V)	6.65Ah
5 hour rate (1.190A to 5.10V)	5.95Ah
1C (7A to 4.8V)	3.97Ah
3C (21A to 4.8V)	2.8Ah

Weight Approx. 1.2kg (2.64lbs)

Internal Resistance (@1kHz) Approx. 12mΩ

Maximum Discharge Current

For 5 seconds 105A

Charging Methods @25°C (77°F)

Cycle Use:

Charging Voltage 7.20V to 7.50V

Coefficient -5.0mV/°C/Cell

Maximum Charging Current 2.1A

Standby Use:

Float Charging Voltage 6.75V to 6.90V

Coefficient -3.0mV/°C/Cell

Operating Temperature Range

Charge -15°C (5°F) to +40°C (104°F)

Discharge -15°C (5°F) to +50°C (122°F)

Storage -15°C (5°F) to +40°C (104°F)

Charge Retention (Shelf Life) @20°C (68°F)

1 month 92%

3 months 90%

6 months 80%

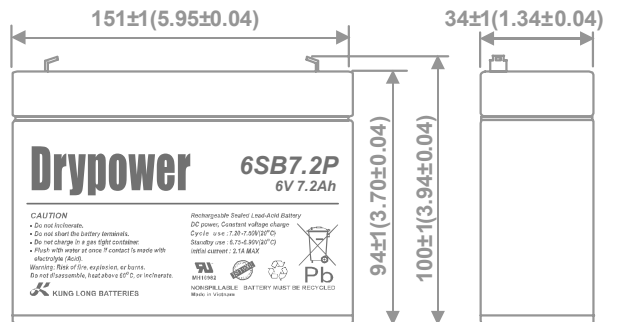
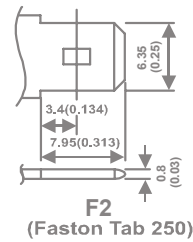
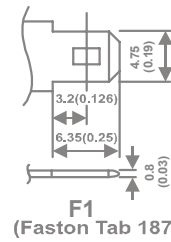
Case Material ABS

Terminal F1 or F2 (Faston Tab 187 or 250)

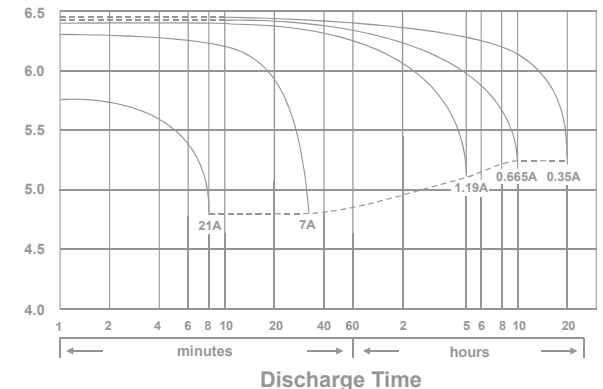


DIMENSIONS

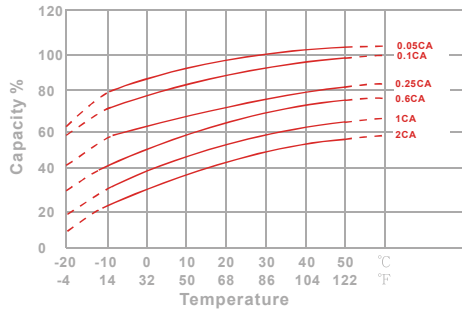
mm (inch)



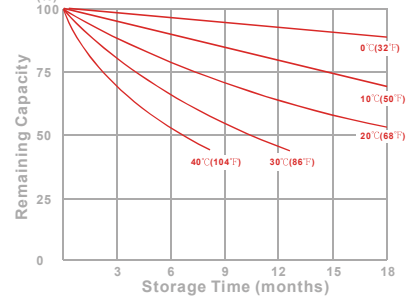
(V) FOR 6V BATTERY Discharge Time VS. Discharge Current (25°C)



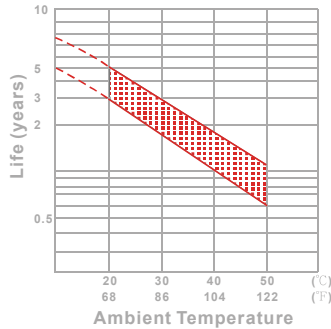
Effect of Temperature on Capacity 25°C (77°F)



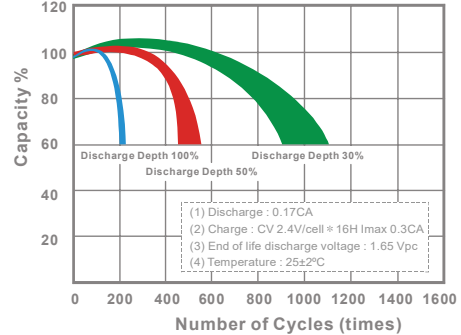
Capacity Retention Characteristic



Trickle (or float) Service Life



Cycle Service Life



- PERFORMANCE DATA

Discharge Rates in Watts to Various End Voltages at 25°C (77°F)

End Voltage		1.85V	1.8V	1.75V	1.70V	1.65V	1.60V
Time							
5	min	161	169	181	185	190	197
10	min	82.5	92.0	99.0	102	105	108
15	min	70.0	72.0	74.5	76.5	78.5	80.5
30	min	44.5	45.1	45.5	45.8	46.3	46.9
60	min	23.5	24.0	24.5	24.8	25.0	25.4
120	min	15.4	15.6	16.1	16.3	16.4	16.7
180	min	9.8	10.2	10.8	11.0	11.1	11.3
240	min	7.50	7.73	8.11	8.27	8.38	8.64
300	min	6.27	6.50	6.90	7.06	7.12	7.28
600	min	3.64	3.81	4.02	4.07	4.13	4.18
1200	min	1.90	2.02	2.17	2.22	2.27	2.32

- Discharge Rates in Amperes to Various End Voltages at 25°C (77°F)

End Voltage		1.85V	1.8V	1.75V	1.70V	1.65V	1.60V
Time							
5	min	28.8	30.2	32.4	33.1	34.0	35.2
10	min	16.2	17.0	18.2	18.6	19.1	19.8
15	min	12.5	13.1	13.6	13.9	14.1	14.5
30	min	6.56	6.88	7.14	7.30	7.40	7.61
60	min	3.90	4.08	4.31	4.37	4.42	4.48
120	min	2.05	2.14	2.26	2.29	2.32	2.35
180	min	1.63	1.70	1.79	1.82	1.84	1.87
240	min	1.30	1.36	1.44	1.46	1.47	1.49
300	min	1.11	1.16	1.22	1.24	1.25	1.27
600	min	0.65	0.68	0.72	0.73	0.74	0.75
1200	min	0.34	0.36	0.38	0.38	0.39	0.39

All data on the spec. sheet is an average value:

The tolerance range : X<6min(+15%~-15%), 6min ≤ X<10min(+12%~-12%), 10min ≤ X < 60min(+8%~-8%), X ≥ 60min(+5%~-5%)

Performance may vary depending on application. All specifications are correct at time of creation. All specifications and operation conditions contained in this datasheet are subject to change or improvement without prior notice to the user. This data is for evaluation purposes only. No guarantee is intended or implied by this data. For clarification and updated information, please contact us.