

6SB5P (6V 5Ah)

SPECIFICATIONS

Nominal Voltage (V) 6V

Nominal Capacity

20 hour rate (0.225A to 5.25V)	5Ah
10 hour rate (0.428A to 5.25V)	4.75Ah
5 hour rate (0.765A to 5.10V)	4.25Ah
1C (4.5A to 4.8V)	2.83Ah
3C (13.5A to 4.8V)	2Ah

Weight Approx. 910g (2.0lbs)

Internal Resistance (@1kHz) Approx. 18mΩ

Maximum Discharge Current

For 5 seconds 67.5A

Charging Methods @25°C (77°F)

Cycle Use:

Charging Voltage	7.20V to 7.50V
Coefficient -5.0mV/°C/Cell	
Maximum Charging Current	1.35A

Standby Use:

Float Charging Voltage	6.75V to 6.90V
Coefficient -3.0mV/°C/Cell	

Operating Temperature Range

Charge	-15°C (5°F) to +40°C (104°F)
Discharge	-15°C (5°F) to +50°C (122°F)
Storage	-15°C (5°F) to +40°C (104°F)

Charge Retention (Shelf Life) @20°C (68°F)

1 month	92%
3 months	90%
6 months	80%

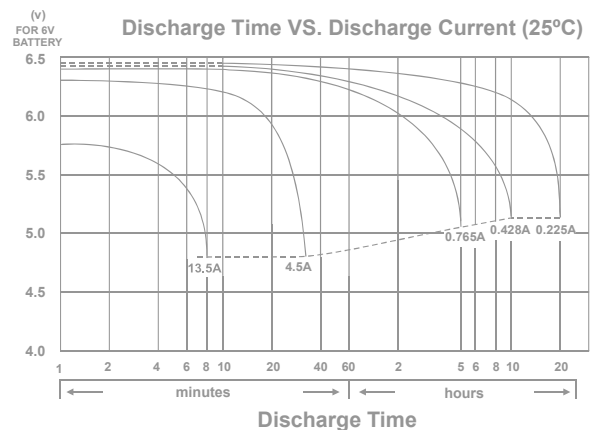
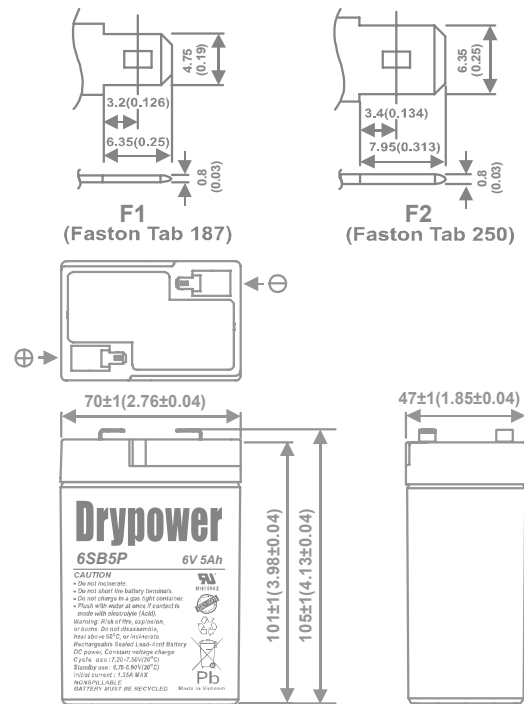
Case Material ABS

Terminal F1 or F2 (Faston Tab 187 or 250)

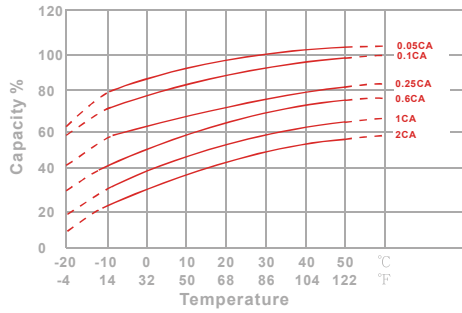


DIMENSIONS

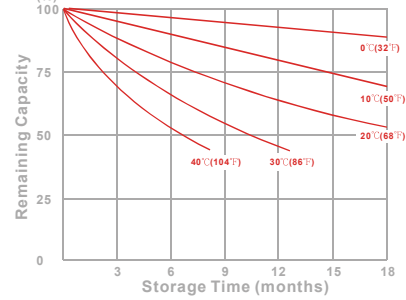
mm (inch)



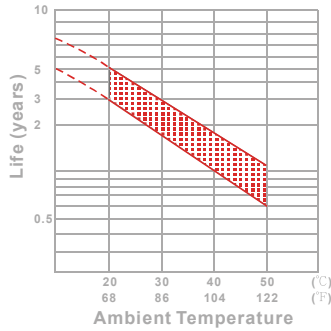
Effect of Temperature on Capacity 25°C (77°F)



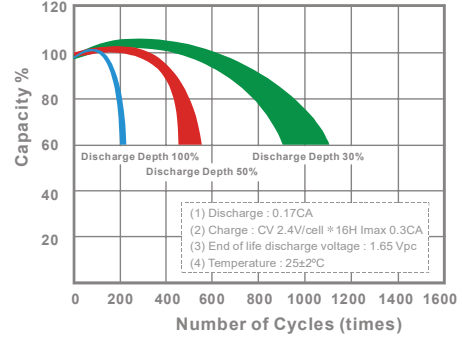
Capacity Retention Characteristic



Trickle (or float) Service Life



Cycle Service Life



- PERFORMANCE DATA

Discharge Rates in Watts to Various End Voltages at 25°C (77°F)

End Voltage		1.85V	1.80V	1.75V	1.70V	1.67V	1.65V	1.60V
Time	min	71.5	80.5	87.0	93.0	95.5	98.5	102
5	min	51.0	57.5	61.5	64.5	66.0	67.5	69.0
10	min	42.3	46.7	48.6	49.6	50.0	50.5	51.0
15	min	24.6	27.5	28.6	29.1	29.4	29.8	30.1
30	min	12.6	14.3	15.4	16.3	16.6	17.0	17.2
60	min	7.45	8.30	8.70	9.00	9.15	9.35	9.55
120	min	5.90	6.50	6.80	7.05	7.15	7.30	7.45
180	min	4.80	5.20	5.40	5.55	5.65	5.75	5.85
240	min	4.38	4.68	4.81	4.91	4.96	5.05	5.15
300	min	2.57	2.74	2.82	2.88	2.91	2.94	2.98
600	min	1.30	1.41	1.50	1.53	1.54	1.56	1.58
1200	min							

- Discharge Rates in Amperes to Various End Voltages at 25°C (77°F)

End Voltage		1.85V	1.80V	1.75V	1.70V	1.67V	1.65V	1.60V
Time	min	15.3	17.6	18.9	19.5	19.7	19.9	20.2
5	min	10.5	11.7	11.9	12.1	12.2	12.3	12.4
10	min	7.56	8.22	8.71	8.92	8.99	9.07	9.15
15	min	4.39	4.94	5.11	5.25	5.30	5.35	5.41
30	min	2.36	2.61	2.73	2.84	2.87	2.91	2.94
60	min	1.32	1.44	1.50	1.54	1.55	1.57	1.59
120	min	1.09	1.15	1.18	1.20	1.21	1.22	1.23
180	min	0.835	0.891	0.916	0.942	0.948	0.955	0.963
240	min	0.776	0.812	0.825	0.837	0.841	0.846	0.852
300	min	0.435	0.452	0.464	0.473	0.477	0.481	0.486
600	min	0.219	0.233	0.241	0.247	0.250	0.253	0.257
1200	min							

All data on the spec. sheet is an average value:

The tolerance range : $X < 6\text{min}$ (+15%~-15%), $6\text{min} \leq X < 10\text{min}$ (+12%~-12%), $10\text{min} \leq X < 60\text{min}$ (+8%~-8%), $X \geq 60\text{min}$ (+5%~-5%)

Performance may vary depending on application. All specifications are correct at time of creation. All specifications and operation conditions contained in this datasheet are subject to change or improvement without prior notice to the user. This data is for evaluation purposes only. No guarantee is intended or implied by this data. For clarification and updated information, please contact us.