

6SB1.2P (6V 1.2Ah)

SPECIFICATIONS

Nominal Voltage (V) 6V

Nominal Capacity

20 hour rate (0.060A to 5.25V)	1.2Ah
10 hour rate (0.114A to 5.25V)	1.14Ah
5 hour rate (0.204A to 5.10V)	1.02Ah
1C (1.2A to 4.8V)	0.68Ah
3C (3.6A to 4.8V)	0.48Ah

Weight Approx. 310g (0.68lbs)

Internal Resistance (@1kHz) Approx. 41mΩ

Maximum Discharge Current

For 5 seconds 18A

Charging Methods @25°C (77°F)

Cycle Use:

Charging Voltage	7.20V to 7.50V
Coefficient -5.0mV/°C/Cell	
Maximum Charging Current	0.36A

Standby Use:

Float Charging Voltage	6.75V to 6.90V
Coefficient -3.0mV/°C/Cell	

Operating Temperature Range

Charge	-15°C (5°F) to +40°C (104°F)
Discharge	-15°C (5°F) to +50°C (122°F)
Storage	-15°C (5°F) to +40°C (104°F)

Charge Retention (Shelf Life) @20°C (68°F)

1 month	92%
3 months	90%
6 months	80%

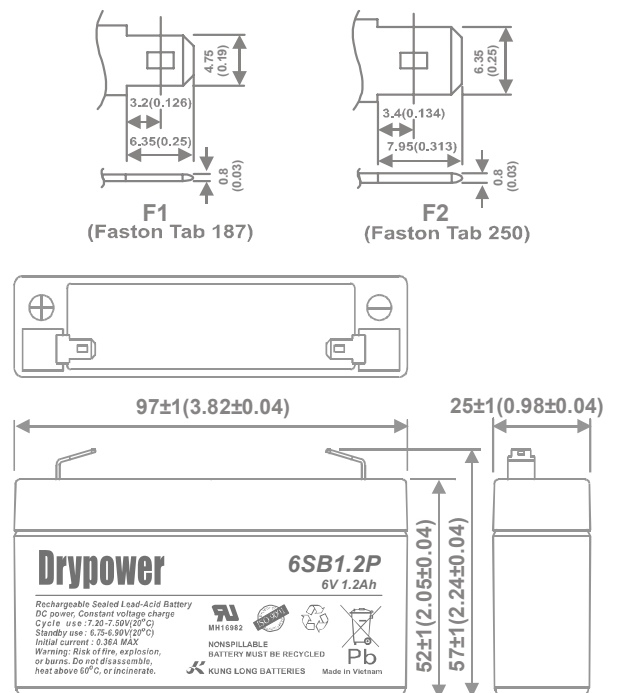
Case Material ABS

Terminal F1 or F2 (Faston Tab 187 or 250)

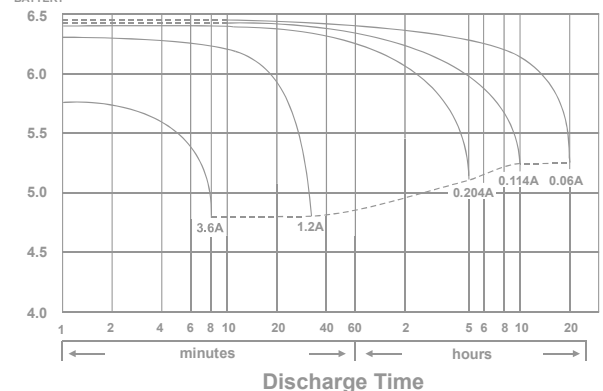


DIMENSIONS

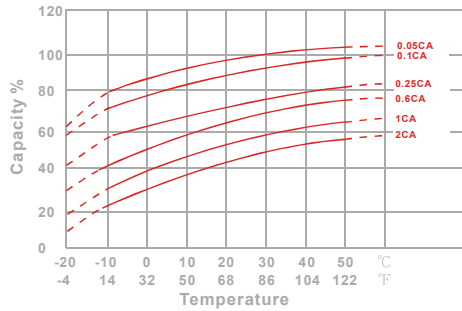
mm (inch)



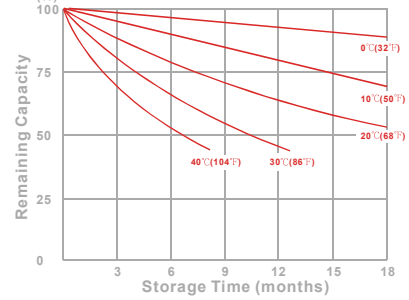
(V) FOR 6V BATTERY Discharge Time VS. Discharge Current (25°C)



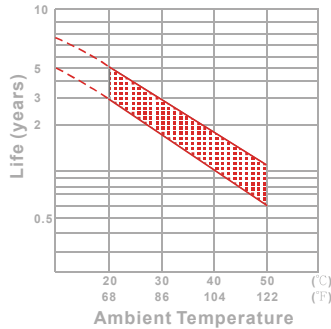
Effect of Temperature on Capacity 25°C (77°F)



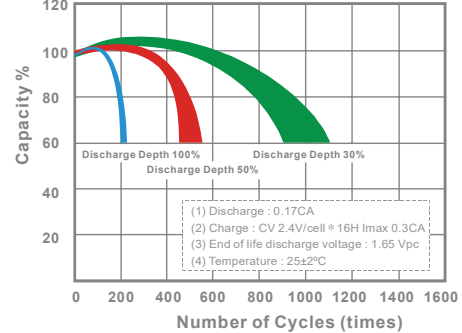
Capacity Retention Characteristic



Trickle (or float) Service Life



Cycle Service Life



- PERFORMANCE DATA

Discharge Rates in Watts to Various End Voltages at 25°C (77°F)

End Voltage		1.85V	1.80V	1.75V	1.70V	1.67V	1.65V	1.60V
Time								
5	min	21.6	23.5	24.8	26.0	26.4	27.0	27.9
10	min	13.9	15.0	15.9	16.6	16.8	17.0	17.3
15	min	11.0	11.6	12.2	12.6	12.8	13.0	13.2
30	min	6.45	6.75	6.95	7.10	7.15	7.25	7.35
60	min	3.96	4.18	4.30	4.40	4.44	4.49	4.55
120	min	2.24	2.43	2.54	2.63	2.66	2.70	2.75
180	min	1.60	1.72	1.81	1.87	1.90	1.94	1.97
240	min	1.31	1.41	1.49	1.54	1.56	1.59	1.61
300	min	1.26	1.33	1.37	1.41	1.42	1.43	1.45
600	min	0.660	0.700	0.730	0.750	0.755	0.765	0.775
1200	min	0.369	0.379	0.386	0.390	0.392	0.394	0.396

- Discharge Rates in Amperes to Various End Voltages at 25°C (77°F)

End Voltage		1.85V	1.80V	1.75V	1.70V	1.67V	1.65V	1.60V
Time								
5	min	3.49	4.11	4.57	4.94	5.09	5.26	5.51
10	min	2.12	2.43	2.63	2.81	2.88	2.96	3.11
15	min	1.71	1.95	2.09	2.20	2.24	2.29	2.35
30	min	0.931	1.06	1.17	1.24	1.26	1.29	1.32
60	min	0.680	0.716	0.735	0.759	0.765	0.772	0.779
120	min	0.392	0.415	0.429	0.440	0.444	0.449	0.456
180	min	0.272	0.291	0.302	0.311	0.314	0.318	0.324
240	min	0.223	0.238	0.247	0.254	0.257	0.260	0.264
300	min	0.207	0.219	0.226	0.231	0.233	0.236	0.238
600	min	0.112	0.117	0.121	0.124	0.125	0.126	0.127
1200	min	0.0615	0.0624	0.0631	0.0637	0.0639	0.0642	0.0646

All data on the spec. sheet is an average value:

The tolerance range : $X < 6\text{min}$ (+15%~-15%), $6\text{min} \leq X < 10\text{min}$ (+12%~-12%), $10\text{min} \leq X < 60\text{min}$ (+8%~-8%), $X \geq 60\text{min}$ (+5%~-5%)

Performance may vary depending on application. All specifications are correct at time of creation. All specifications and operation conditions contained in this datasheet are subject to change or improvement without prior notice to the user. This data is for evaluation purposes only. No guarantee is intended or implied by this data. For clarification and updated information, please contact us.