

### 12SB7.2P (12V 7.2Ah)

#### SPECIFICATIONS

Nominal Voltage (V) 12V

#### Nominal Capacity

20 hour rate (0.360A to 10.50V)	7.2Ah
10 hour rate (0.684A to 10.50V)	6.84Ah
5 hour rate (1.224A to 10.20V)	6.12Ah
1C (7.2A to 9.60V)	4.08Ah
3C (21.6A to 9.60V)	2.88Ah

Weight Approx. 2.4kg (5.28lbs)

Internal Resistance (@1kHz) Approx. 22mΩ

#### Maximum Discharge Current

For 5 seconds 108A

#### Charging Methods @25°C (77°F)

##### Cycle Use:

Charging Voltage 14.4V to 15.0V  
Coefficient -5.0mV/°C/Cell  
Maximum Charging Current 2.16A

##### Standby Use:

Float Charging Voltage 13.50V to 13.80V  
Coefficient -3.0mV/°C/Cell

#### Operating Temperature Range


Charge	-15°C (5°F)	to	+40°C (104°F)
Discharge	-15°C (5°F)	to	+50°C (122°F)
Storage	-15°C (5°F)	to	+40°C (104°F)

#### Charge Retention (Shelf Life) @20°C (68°F)

1 month	92%
3 months	90%
6 months	80%

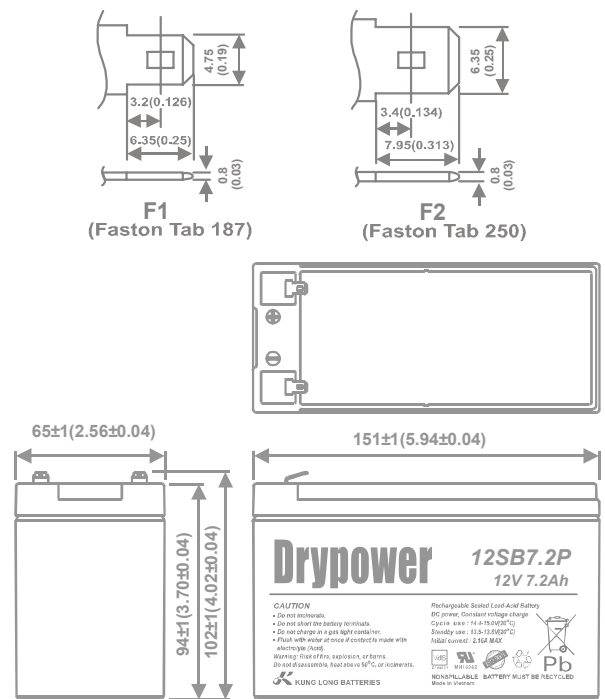
Case Material ABS

Terminal F1 or F2 (Faston Tab 187 or 250)

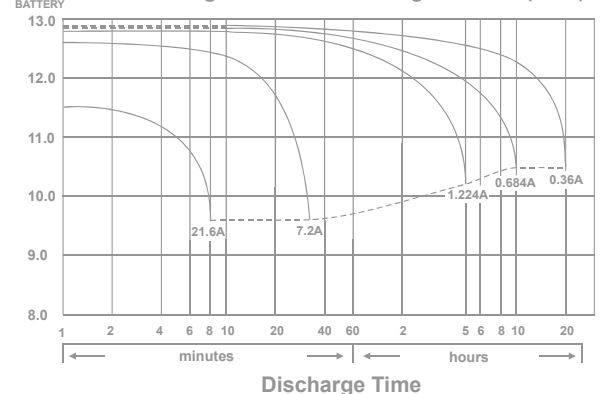


#### DIMENSIONS

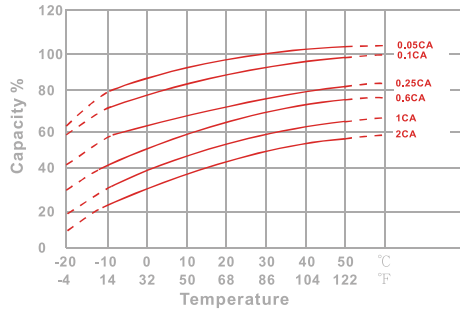
mm (inch)



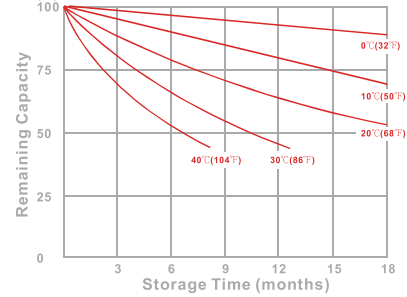
(V) FOR 12V BATTERY Discharge Time VS. Discharge Current (25°C)



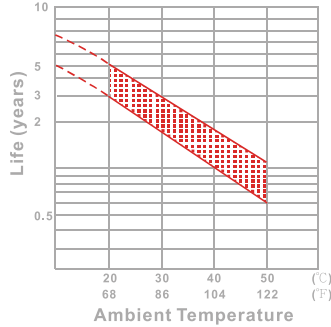
Effect of Temperature on Capacity 25°C (77°F)



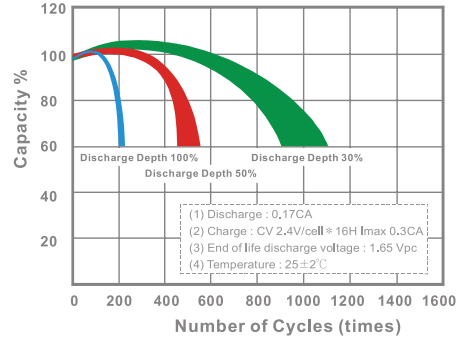
Capacity Retention Characteristic



Trickle (or float) Service Life



Cycle Service Life



### - PERFORMANCE DATA

#### Discharge Rates in Watts to Various End Voltages at 25°C (77°F)

Time	End Voltage	1.85V	1.80V	1.75V	1.70V	1.67V	1.65V	1.60V
5	min	257	288	302	315	321	326	335
10	min	179	188	196	204	209	212	218
15	min	146	153	157	161	162	165	169
30	min	78.2	82.1	84.7	86.8	87.6	88.4	89.6
60	min	50.6	52.4	53.8	54.9	55.3	55.8	56.7
120	min	25.3	26.3	27.8	31.3	31.6	31.9	32.4
180	min	19.6	20.7	21.6	22.4	22.6	22.9	23.2
240	min	17.2	18.0	18.6	18.9	19.0	19.2	19.4
300	min	14.8	15.3	15.8	16.1	16.2	16.3	16.4
600	min	8.17	8.35	8.49	8.61	8.65	8.70	8.76
1200	min	4.16	4.31	4.42	4.50	4.53	4.56	4.62

#### - Discharge Rates in Amperes to Various End Voltages at 25°C (77°F)

Time	End Voltage	1.85V	1.80V	1.75V	1.70V	1.67V	1.65V	1.60V
5	min	23.5	26.4	28.1	29.7	30.5	31.3	32.6
10	min	16.2	17.0	18.2	18.6	18.8	19.1	19.8
15	min	12.5	13.1	13.6	13.9	14.0	14.2	14.5
30	min	6.61	6.92	7.14	7.30	7.38	7.45	7.61
60	min	3.98	4.13	4.25	4.36	4.39	4.42	4.48
120	min	2.05	2.14	2.21	2.27	2.29	2.32	2.35
180	min	1.63	1.69	1.75	1.80	1.82	1.84	1.87
240	min	1.30	1.37	1.42	1.45	1.46	1.47	1.49
300	min	1.11	1.16	1.23	1.25	1.26	1.27	1.28
600	min	0.650	0.680	0.721	0.728	0.732	0.737	0.747
1200	min	0.341	0.357	0.377	0.382	0.384	0.387	0.392

All data on the spec. sheet is an average value:

The tolerance range :  $X < 6\text{min}$  (+15%~-15%),  $6\text{min} \leq X < 10\text{min}$  (+12%~-12%),  $10\text{min} \leq X < 60\text{min}$  (+8%~-8%),  $X \geq 60\text{min}$  (+5%~-5%)

Performance may vary depending on application. All specifications are correct at time of creation. All specifications and operation conditions contained in this datasheet are subject to change or improvement without prior notice to the user. This data is for evaluation purposes only. No guarantee is intended or implied by this data. For clarification and updated information, please contact us.