

Drypower Gel

Deep Cycle for Motive Power

GEL BATTERIES

12GB65C

12Volt 65Ah

Specifications

Nominal Voltage(V) 12V

Nominal Capacity

20 hour rate	(3.25 A to 10.50V)	65Ah
5 hour rate	(11.05 A to 10.20V)	55.25Ah
1 hour rate	(35.75 A to 9.60V)	35.75 Ah
1 C	(65A to 9.60V)	34.67 Ah

Weight Appro x. 23.9 kg(52.58Lbs.)

Internal Resistance (at 1KHz) Approx. 4.5 mΩ

Maximum Discharge Current for 5 seconds : 780A

Charging Methods at 25°C(77°F)

Cycle use :
Charging Voltage 13.8 to 14.4V

Coefficient -5.0mv/°C/cell
Maximum Charging Current : 19.5A

Standby use :
Float Charging Voltage 13.5 to 13.8 V

Coefficient -3.0mv/°C/cell

Operating Temperature Range

Charge -15°C(5°F) to 40°C(104°F)

Discharge -15°C(5°F) to 50°C(122°F)

Storage -15°C(5°F) to 40°C(104°F)

Charge Retention (shelf life) at 20°C(68°F)

1 month 98%

3 month 94%

6 month 85%

Case Material ABS

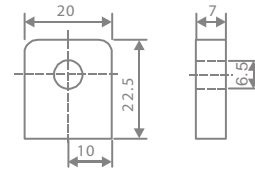
(Option : UL94 HB & UL94 V -0 flame retardant)

Terminal F4

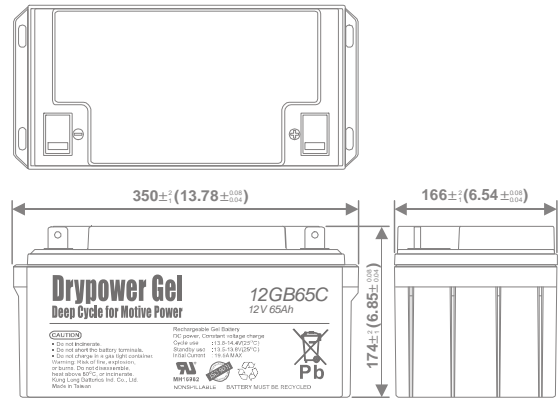


Dimensions

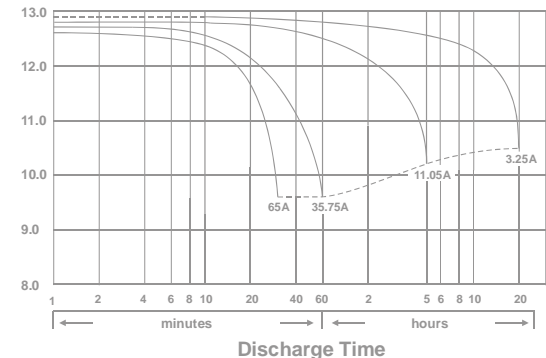
mm(inch)



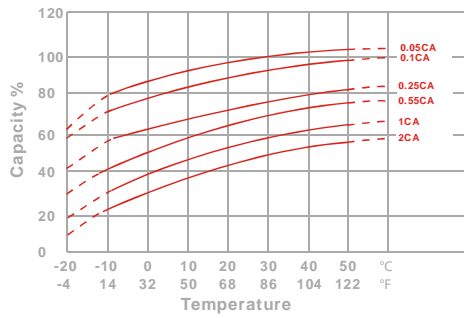
F4



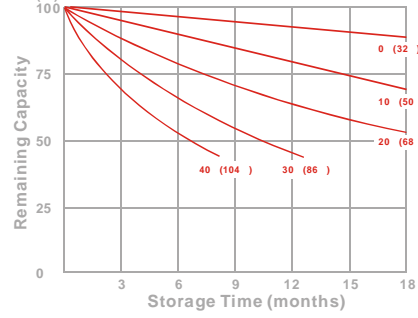
(V) FOR 12V BATTERY Discharge Time VS. Discharge Current (25°C)



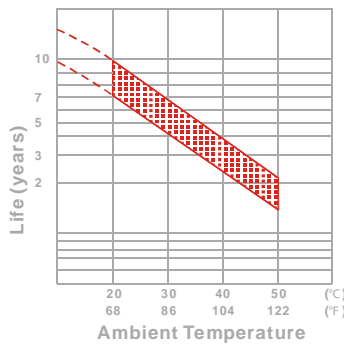
Effect of Temperature on Capacity 25°C (77°F)



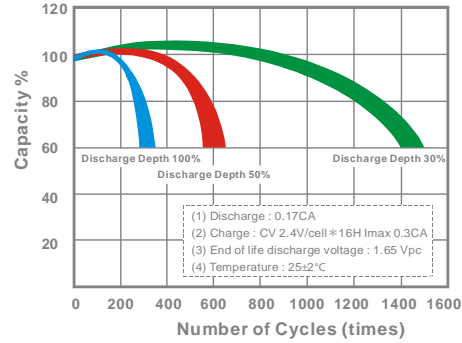
Capacity Retention Characteristic



Trickle (or float) Service Life



Cycle Service Life



- PERFORMANCE DATA

Discharge Rates in Watts to Various End Voltages at 25°C (77°F)

End Voltage		1.85V	1.80V	1.75V	1.70V	1.67V	1.65V	1.60V
Time								
5	min	1783	2425	2728	2864	2905	2967	3126
10	min	1094	1500	1693	1833	1898	1946	2038
15	min	855	1176	1358	1460	1487	1517	1547
30	min	460	632	730	785	798	815	831
60	min	383	421	445	464	471	478	486
120	min	232	255	269	280	285	289	294
180	min	174	189	201	209	213	216	220
240	min	147	158	166	172	175	178	180
300	min	125	132	137	141	143	145	147
600	min	78.1	81.7	83.3	84.7	85.2	85.7	86.7
1200	min	41.0	42.9	43.7	44.4	44.7	45.0	45.5

- Discharge Rates in Amperes to Various End Voltages at 25°C (77°F)

End Voltage		1.85V	1.80V	1.75V	1.70V	1.67V	1.65V	1.60V
Time								
5	min	158	224	258	276	282	289	309
10	min	94.2	131	149	163	168	174	183
15	min	76.6	105	112	120	123	127	132
30	min	41.3	53.1	61.3	65.9	67.1	68.5	69.8
60	min	32.4	35.7	37.8	39.5	40.1	40.7	41.6
120	min	18.6	20.7	22.2	23.4	23.8	24.3	24.9
180	min	14.5	15.6	16.6	17.4	17.7	18.0	18.4
240	min	11.8	12.7	13.4	14.0	14.2	14.5	14.8
300	min	10.6	11.3	11.9	12.3	12.5	12.7	12.9
600	min	6.43	6.72	6.86	6.97	7.01	7.06	7.12
1200	min	3.42	3.53	3.60	3.66	3.68	3.71	3.74

All data on the spec. sheet is an average value:

The tolerance range : X<6min(+15%~-15%), 6min ≤ X<10min(+12%~-12%), 10min ≤ X < 60min(+8%~-8%), X ≥ 60min(+5%~-5%)