

# Drypower Gel

## Deep Cycle for Motive Power

# GEL BATTERIES

## 12GB36C 12Volt 36Ah

### Specifications

Nominal Voltage(V) **12V**

#### Nominal Capacity

20 hour rate	(1.8A)	to	10.50V)	<b>36Ah</b>
5 hour rate	(6.12A)	to	10.20V)	<b>30.6Ah</b>
1 hour rate	(19.8A)	to	9.60V)	<b>19.8Ah</b>
1 C	(36A)	to	9.60V)	<b>19.2Ah</b>

Weight **Approx. 12.06kg(26.53Lbs.)**

Internal Resistance (at 1KHz) **Approx. 4 mΩ**

Maximum Discharge Current for  
5 seconds: **540A**

#### Charging Methods at 25 (77 )

##### Cycle use:

Charging Voltage **13.8 to 14.4V**

Coefficient -5.0mv/ /cell

Maximum Charging Current : **10.8A**

##### Standby use:

Float Charging Voltage **13.50 to 13.80V**

Coefficient -3.0mv/ /cell

#### Operating Temperature Range

Charge **-15 (5 ) to 40 (104 )**

Discharge **-15 (5 ) to 50 (122 )**

Storage **-15 (5 ) to 40 (104 )**

#### Charge Retention (shelf life) at 20 (68 )

1 month **92%**

3 month **90%**

6 month **80%**

Case Material **ABS**

(Option: UL94 HB & UL94 V-0 flame retardant )

Terminal **F8**

#### Description of torque value of hard ware for the terminals:

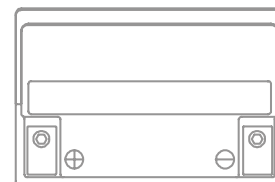
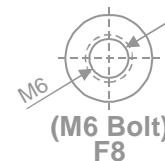
Recommended torque value **M6: 5.39 N-m (55kg-cm)**

Maximum allowable torque value **M6: 8.82 N-m (90kg-cm)**





### Dimensions

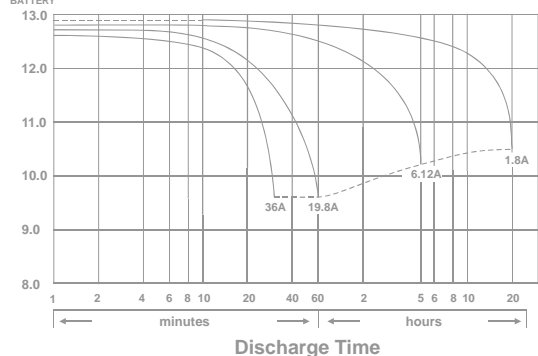
mm(inch)



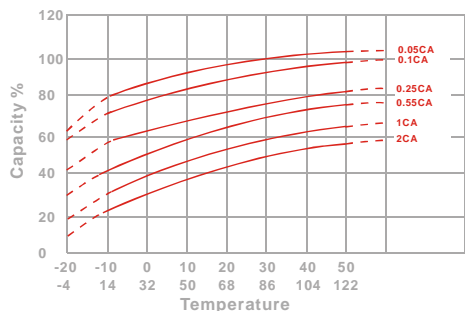
131±2 (5.16±0.08)



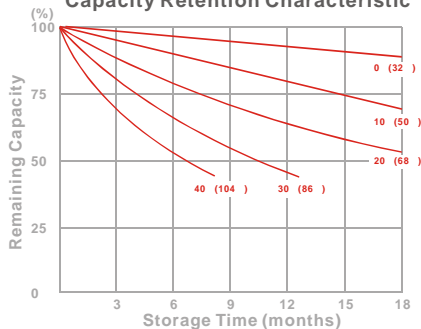
(V) FOR 12V BATTERY Discharge Time VS. Discharge Current (25 )



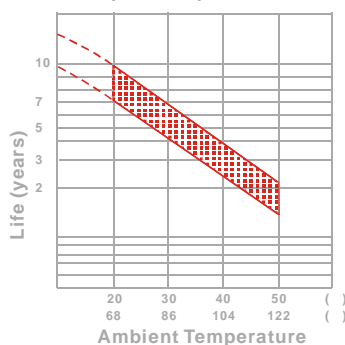
Effect of Temperature on Capacity 25 (77 )



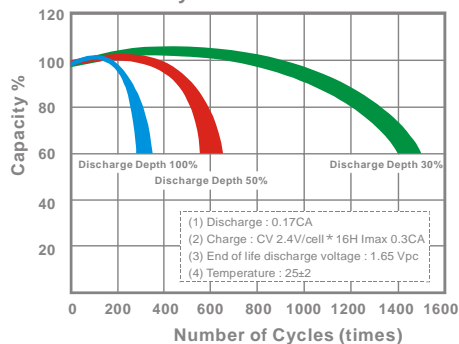
Capacity Retention Characteristic



Trickle (or float) Service Life



Cycle Service Life



**- PERFORMANCE DATA**

Discharge Rates in Watts to Various End Voltages at 25 (77 )

End Voltage		1.85V	1.80V	1.75V	1.70V	1.67V	1.65V	1.60V
Time								
5	min	925	995	1076	1139	1172	1202	1247
10	min	704	749	796	836	865	884	924
15	min	606	638	660	680	689	708	725
30	min	402	412	420	428	431	436	442
60	min	262	267	270	273	274	275	277
120	min	142	144	146	147	148	149	149
180	min	114	115	116	117	118	118	118
240	min	87.8	88.5	89.0	89.6	89.9	90.2	90.7
300	min	73.9	74.3	74.6	74.8	74.9	75.0	75.2
600	min	41.7	42.4	43.1	43.8	44.5	44.9	45.4
1200	min	21.0	21.7	22.1	22.6	22.8	23.0	23.4

**- Discharge Rates in Amperes to Various End Voltages at 25 (77 )**

End Voltage		1.85V	1.80V	1.75V	1.70V	1.67V	1.65V	1.60V
Time								
5	min	82.2	91.8	101.7	109.8	113.4	117.0	123.3
10	min	60.7	65.4	70.0	74.3	76.6	79.0	83.1
15	min	52.7	55.4	56.4	57.4	57.8	58.2	58.9
30	min	34.4	35.4	36.2	36.8	37.3	37.5	38.2
60	min	22.4	22.7	22.9	23.1	23.2	23.4	23.7
120	min	11.8	12.1	12.3	12.5	12.6	12.8	13.0
180	min	9.03	9.14	9.29	9.38	9.48	9.57	9.66
240	min	7.25	7.31	7.37	7.42	7.44	7.46	7.50
300	min	5.95	6.02	6.08	6.13	6.15	6.17	6.19
600	min	3.45	3.51	3.56	3.60	3.61	3.63	3.64
1200	min	1.72	1.80	1.85	1.88	1.89	1.90	1.91

All data on the spec. sheet is an average value:

The tolerance range : X<6min(+15%~-15%), 6min X<10min(+12%~-12%), 10min X < 60min(+8%~-8%), X > 60min(+5%~-5%)